

Overview of Social Media for Chairs

Mary Alissa Willis, MD, FAAN, FANA

Chair, Department of Neurology

University of Mississippi Medical Center



ANA2021 VIRTUAL MEETING **OCTOBER 17-19, 2021**

146th Annual Meeting of the American Neurological Association

OPENING SYMPOSIUM OCTOBER 16, 2021

DISCLOSURES

Dr. Willis has no relevant disclosures.



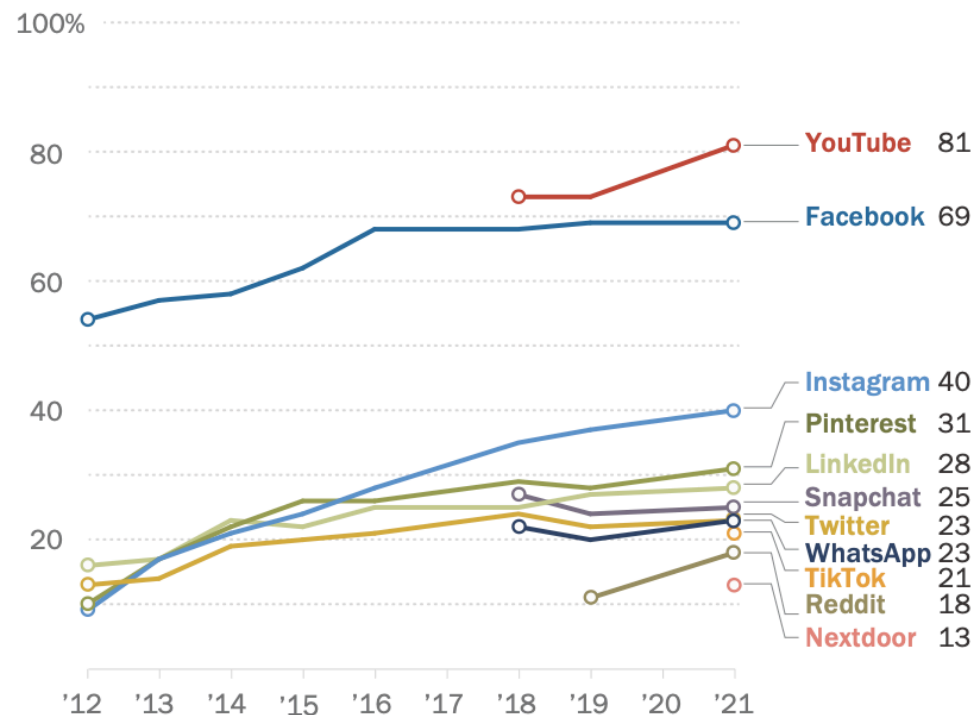
ANA2021 VIRTUAL MEETING OCTOBER 17-19, 2021
146th Annual Meeting of the American Neurological Association
— **OPENING SYMPOSIUM** OCTOBER 16, 2021 —

Social Media Platforms



Growing share of Americans say they use YouTube; Facebook remains one of the most widely used online platforms among U.S. adults

% of U.S. adults who say they ever use ...



Note: Respondents who did not give an answer are not shown. Pre-2018 telephone poll data is not available for YouTube, Snapchat and WhatsApp; pre-2019 telephone poll data is not available for Reddit. Pre-2021 telephone poll data is not available for TikTok. Trend data is not available for Nextdoor.

Source: Survey of U.S. adults conducted Jan. 25-Feb. 8, 2021.

"Social Media Use in 2021"


PEW RESEARCH CENTER



ANA2021 VIRTUAL MEETING OCTOBER 17-19, 2021

146th Annual Meeting of the American Neurological Association

— **OPENING SYMPOSIUM** OCTOBER 16, 2021 —



Social Media “Shingle”

- Promote a practice
- Recruit
- Provide education
- Communicate accomplishments
- Highlight research
- Network with other physicians
- Advocate for a cause



ANA2021 **VIRTUAL MEETING**
OCTOBER 17-19, 2021

146th Annual Meeting of the American Neurological Association
— **OPENING SYMPOSIUM** OCTOBER 16, 2021 —

Social Media in Academic Neurology



Rachel Salas MD, MEd
@RachelSalasMD

Bianca is a 4th yr medstudent applying to neurology 🧠 Bianca was interested in @hopkinsneurons for residency but was not sure 🤔 Bianca applied & was accepted into the 2-week Virtual visiting Health Equity elective 🙌 Bianca loved Hopkins & felt right at home 🏠 ...



Applications Open!

Johns Hopkins Virtual Visiting Elective in Equitable Healthca

Specialties Include:
Anesthesiology
Dermatology
EMed
Internal Medicine
Med-Peds
Neurology
Neurosurgery
Ob/Gyn
Ophthalmology
Orthopedic Surgery
Otolaryngology
Pathology
Pediatrics
Plastic Surgery
PM&S
Psychiatry
Rad Onc
Radiol Surg
Uro

2-week virtual elective held September 13-24, 2021
Course will be held in EST

eligibility
medical (MD or DO) students dualing in 2022

derrepresented in medicine dents are encouraged to apply

apply
out application at:
akimedicine.org/sum/offices/register/visiting-md/application.htm / and short response questions required
one fee waiver will be available to accepted US medical students

REGISTER HERE!

Saturday, August 21st, 2021 at 9am to 11am est



Neurology Residency Virtual Open House


Dr. Fatai Akomokwe
PGY - 1


Dr. Saniya Pervin
PGY - 2


Dr. Patricia Olson
PGY - 4


Dr. Wenyang Li
PGY - 4


Dr. Zain Guduru
Program Director


Dr. Sally Mathias
Associate Program Director


Dr. Ima Ebong
Director of Diversity & Inclusion

Join us!

Hosted by University of Kentucky SNMA




UMMC Neurology

July 1 at 5:09 PM ·

Happy first day!
Our PGY1's with Assistant Program Director, Dr. Manasa Gunturu!
We are looking forward to another great year. Welcome to the neurology family 🧠👩‍⚕️👨‍⚕️



UMMC
Department of Neurology

Lisa John Harrison and 25 others

3 Comments 13 Shares



Like



Comment



Share

2,993 People Reached

Boost Post

ANA2021 VIRTUAL MEETING
OCTOBER 17-19, 2021

146th Annual Meeting of the American Neurological Association

— **OPENING SYMPOSIUM** OCTOBER 16, 2021 —



Social Media in Academic Neurology

Abby Spencer, MD, MS, FACP · 1d
 🥰🥰🥰 yay!!! Two of my most favorite
 #WomenInMedicine &
 #WomenInCardiology!! Big hugs 🤗 to
 @NadeenFaza & @IsaMathiasMD!!!

Isadora Sande Mathias @Is... · 1d
 TEE simulation with the one and only
 Dr. @NadeenFaza! 🥰
 @HMHCardioFellow @HMethodistCV



Home About Posts Jobs People

Like Comment Share Send

Assoc. of University Professors...
 115 followers
 2d · 📍

One of the major changes wrought by the COVID pandemic is the shift to virtual recruitment for both residents and faculty. This month's AUPN ...see more



Like Comment Share Send

Assoc. of University Professors...
 115 followers
 3w · 📍

Registration is now open for our brand new AUPN Virtual VA Director's Workshop: VA-University Affiliations: Collaboration in Clinical Care, ...see more

UMMC Neurology

Published by Danielle Moss · August 25 at 2:57 PM · 📍

Our Stroke center received the Gold Plus Achievement Award from the American Heart Association and American Stroke Association! Gold Plus is the highest possible level award. We are so proud of everyone in the Stroke center for making this possible! 🥰 #UMMCStrong #UMMCNeuro University of Mississippi Medical Center



869 People Reached 116 Engagements

Boost Post

Eric Lawson, MD
 @EricLawson90

Officially signed over the @EmoryNeurology Twitter account today to @RebeccaFasanoMD and @SitaraKoneru!

It's been a FUN year running our program's account through a virtual interview season and learning alongside @NMatch2022 #NeuroTwitterNetwork @aszelikovich @AANMember

9:44 PM · 6/9/21 · Twitter for iPhone

2 Quote Tweets 49 Likes

Reply Retweet Like Share

Aaron S. Zelikovich, MD @... · 6/9/21
 Replying to @EricLawson90

Social Media In Academic Neurology

Tracey Milligan, MD, MS, F... · 7/7/21 ...

Starting soon! 3 pm ET
partners.zoom.us/webinar/regist...
[#neurology](#) [#neurotwitter](#) [#MedEd](#) Drs Milligan, Samuels and other neurologists discuss de-identified cases [#MedEd](#) [#neurology](#) [#neurologyresident](#) [#neurologist](#) [#medstudent](#) [#neurotwitter](#) [#MedStudentTwitter](#)



Join Us Today

1st Wednesdays of the month
Live - Neurology Report with Drs.
Marty Samuels and Tracey Milligan
3 pm – 4pm EST

#NeurologyReport
@tracey1milligan

6 10

MultipleSclerosis_CME
300 Tweets Follow

CharlesPollackMD @md_pollack · Sep 7
great program with FREE CE/[#CME](#) launching today, all about quality of life in patients with [#multiplesclerosis](#). Don't miss it!

MultipleSclerosis_CME @ms_cme · Sep 7
1) Welcome to a new joint-accredited [#tweertorial](#) on Strategies for Symptom Management and Quality of Life for Patients with MS. I am @DrJNicholas. Follow this tweertorial to earn FREE 0.5h credit, [#physicians](#) [#nurses](#) [#pharmacists](#)! [#MStwitter](#) [#neurotwitter](#) @GavinGiovannoni
[Show this thread](#)



1 1

UMMC Neurology
Published by Danielle Moss · May 27 ·

We are continuing our series, [#TakeAMinute](#), for National [#StrokeMonth](#). This week features Shaneka Patterson, FNP-C. She will be answering the question, "What causes stroke?"

Stay tuned throughout the month of May for more interesting and educational facts.
<https://umc.edu/Healthcare/Neurosciences/Stroke/Stroke.html> ✓
[#UMMCNeurology](#) [#StrokeAwarenessMonth](#)



2:00 7:11



ANA2021 VIRTUAL MEETING
OCTOBER 17-19, 2021

146th Annual Meeting of the American Neurological Association
— **OPENING SYMPOSIUM** OCTOBER 16, 2021 —



Social Media in Academic Neurology



Mark Milstein @MarkMilsteinMD · Feb 25, 2020

Another inspiring day on the Hill advocating for my colleagues and patients. Couldn't be prouder of this amazing neurology team from NYC and the incredible work of the @AANMember team! #NOH20 #AANadvocacy @DerekBrandtDC @OrlyA @NoheadachesNoah @shashank_agarMD @mrobinsmd



Alissa Willis
@myelinMD

Love this! PGY1 neuro rolling up her sleeves to #GetTheShot. Thank you @jgcothern for leading the way and for taking care of patients every day. @UMMC_NeuroRes



Jordan Cothern @jgcothern · Dec 19, 2020

I #gottheshot! Thankful to UMMC and the volunteers administering vaccinations for protecting our patients, our families, and our health too. #maskupmississippi



10:45 AM · Dec 19, 2020 · Twitter for iPhone

YouTube Search

EXPANDING ACCESS TO

alzheimer's association®


0:01 / 1:44

Expanding Access to Neurology and Geriatrics: 2021 Michigan Virtual State Advocacy Day



ANA2021 VIRTUAL MEETING
OCTOBER 17-19, 2021

146th Annual Meeting of the American Neurological Association
— **OPENING SYMPOSIUM** OCTOBER 16, 2021 —



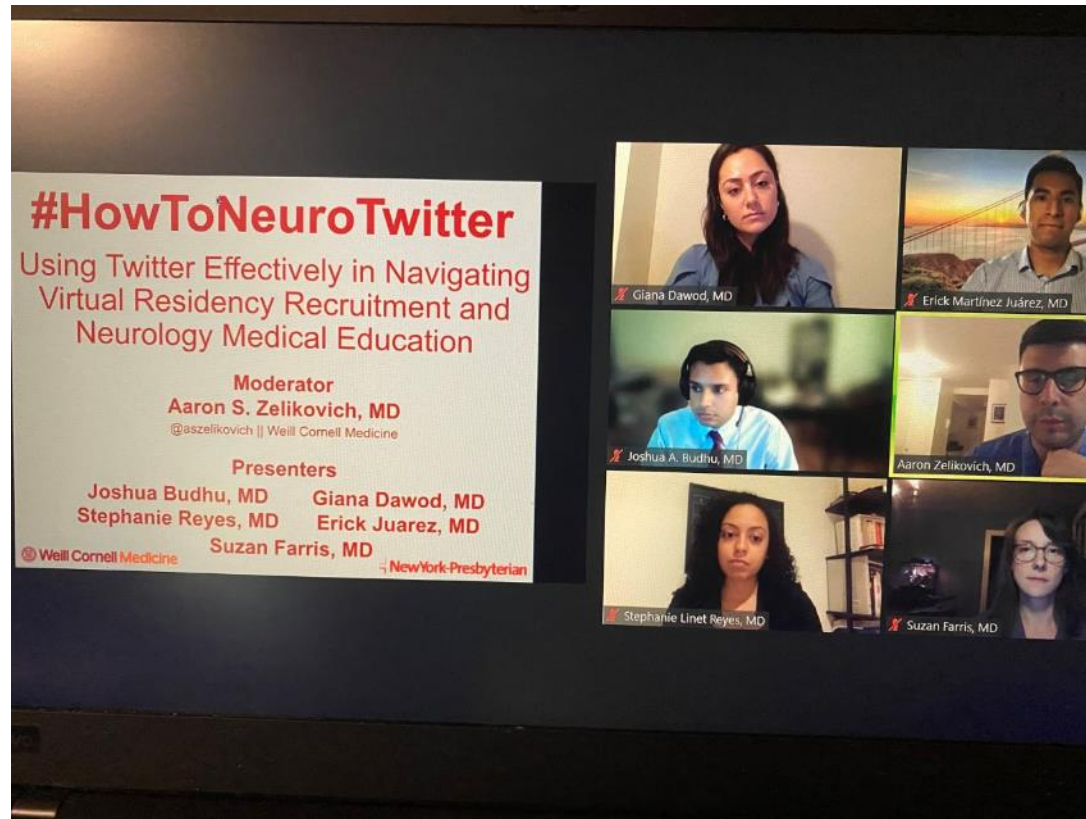


How-To-Guide to Social Media

- Develop your goals and plan (including platform) based on those goals
- Questions to consider:
 - What is your department's message?
 - Who is my intended audience?
 - What content will we develop and what format should it be?
 - How can I address reach and spread? **#influencers @influencers**
 - Who will manage the plan and the accounts? **So important!**
- Measure the impact and adjust your strategy



Get Input From Your Target Audience



#HowToNeuroTwitter
Using Twitter Effectively in Navigating
Virtual Residency Recruitment and
Neurology Medical Education

Moderator
Aaron S. Zelikovich, MD
@aszelikovich || Weill Cornell Medicine

Presenters
Joshua Budhu, MD Giana Dawod, MD
Stephanie Reyes, MD Erick Juarez, MD
Suzan Farris, MD

Well Cornell Medicine NewYork-Presbyterian

Participants in the grid:
- Giana Dawod, MD
- Erick Martínez Juárez, MD
- Joshua A. Budhu, MD
- Aaron Zelikovich, MD
- Stephanie Linet Reyes, MD
- Suzan Farris, MD

- Engagement opportunity
- Leadership opportunity
- Test your brand and your impact



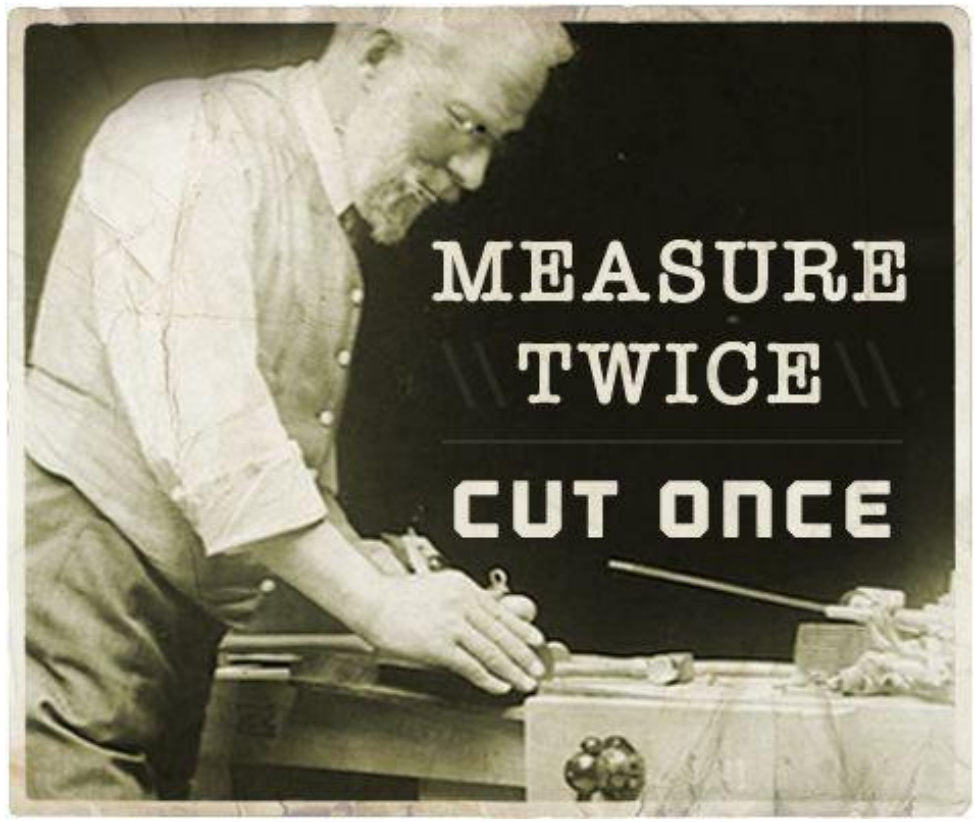
ANA2021 VIRTUAL MEETING
OCTOBER 17-19, 2021

146th Annual Meeting of the American Neurological Association
— **OPENING SYMPOSIUM** OCTOBER 16, 2021 —






Challenges



ANA2021 VIRTUAL MEETING
OCTOBER 17-19, 2021

146th Annual Meeting of the American Neurological Association
— **OPENING SYMPOSIUM** OCTOBER 16, 2021 —



Thank you

- Faculty and residents of UMMC
- Network of colleagues
- Danielle Moss
- Dr. Prashant Natteru (@PostDomRhythm)



ANA2021 **VIRTUAL MEETING**
OCTOBER 17-19, 2021

146th Annual Meeting of the American Neurological Association
— **OPENING SYMPOSIUM** OCTOBER 16, 2021 —



Social Media From the Trainee Perspective

Eric Lawson, MD

Neurocritical Care Fellow

Emory University School of Medicine

 *@EricLawson90*

ANA2021 VIRTUAL MEETING **OCTOBER 17-19, 2021**

146th Annual Meeting of the American Neurological Association

OPENING SYMPOSIUM **OCTOBER 16, 2021**



DISCLOSURES

- None



Overview


- Utility of Twitter for the neurology trainee
- Establishing your personal brand
- How to make your Twitter feed “High Yield” as a trainee
- How and What to Tweet



ANA2021 VIRTUAL MEETING **OCTOBER 17-19, 2021**

146th Annual Meeting of the American Neurological Association

OPENING SYMPOSIUM **OCTOBER 16, 2021**




Why join Twitter as a Trainee?

- Education
- Networking
- Recruitment
- Research



ANA2021 VIRTUAL MEETING
OCTOBER 17-19, 2021

146th Annual Meeting of the American Neurological Association
— **OPENING SYMPOSIUM** OCTOBER 16, 2021 —




Establishing Your Personal Brand

- What is your primary goal?
 - Dissemination of personal research
 - Engaging with other providers
 - Learning/Education
 - Networking



ANA2021 VIRTUAL MEETING
OCTOBER 17-19, 2021

146th Annual Meeting of the American Neurological Association
— **OPENING SYMPOSIUM** OCTOBER 16, 2021 —



Establishing Your Personal Brand

- Professional, personal, or both?




@DGlaucomflecken



ANA2021 **VIRTUAL MEETING**
OCTOBER 17-19, 2021

146th Annual Meeting of the American Neurological Association
— **OPENING SYMPOSIUM** OCTOBER 16, 2021 —




Making your Twitter Feed High Yield

- #NeuroTwitterNetwork and #HowToNeuroTwitter Guide
- Associations
- Journals
- Content Creators



ANA2021 VIRTUAL MEETING
OCTOBER 17-19, 2021

146th Annual Meeting of the American Neurological Association
— **OPENING SYMPOSIUM** OCTOBER 16, 2021 —




How and What to Tweet

- #Tweetorials
- Liking/Commenting/Retweeting



ANA2021 VIRTUAL MEETING
OCTOBER 17-19, 2021

146th Annual Meeting of the American Neurological Association
— **OPENING SYMPOSIUM** OCTOBER 16, 2021 —



Thank you!

 @EricLawson90



ANA2021 VIRTUAL MEETING
OCTOBER 17-19, 2021

146th Annual Meeting of the American Neurological Association
—— **OPENING SYMPOSIUM** OCTOBER 16, 2021 ——



Using Social Media for Neurology Education

Tracey A. Milligan, MD, MS, FAAN, FANA

Chair of Neurology

New York Medical College

Director of Neurology

Westchester Medical Center Health Network

Visiting Professor of Neurology

Harvard Medical School

ANA2021 VIRTUAL MEETING **OCTOBER 17-19, 2021**

146th Annual Meeting of the American Neurological Association

OPENING SYMPOSIUM **OCTOBER 16, 2021**



Using Social Media for Neurology Education

@Tracey1Milligan




ANA2021 VIRTUAL MEETING
OCTOBER 17-19, 2021

146th Annual Meeting of the American Neurological Association
— **OPENING SYMPOSIUM** OCTOBER 16, 2021 —

DISCLOSURES

- No disclosures



Objectives


- 1. Review adult learning theory and principles of effective education
- 2. Provide examples of current state of neurology education on social media
- 3. Discuss best practices in neurology education on social media



ANA2021 VIRTUAL MEETING **OCTOBER 17-19, 2021**

146th Annual Meeting of the American Neurological Association

OPENING SYMPOSIUM OCTOBER 16, 2021





How do adults learn?



Think about the last time you learned something new pertinent to being a physician.

- What method worked for you?
- How have you used social media to learn?
- What have you learned in the process of using social media?



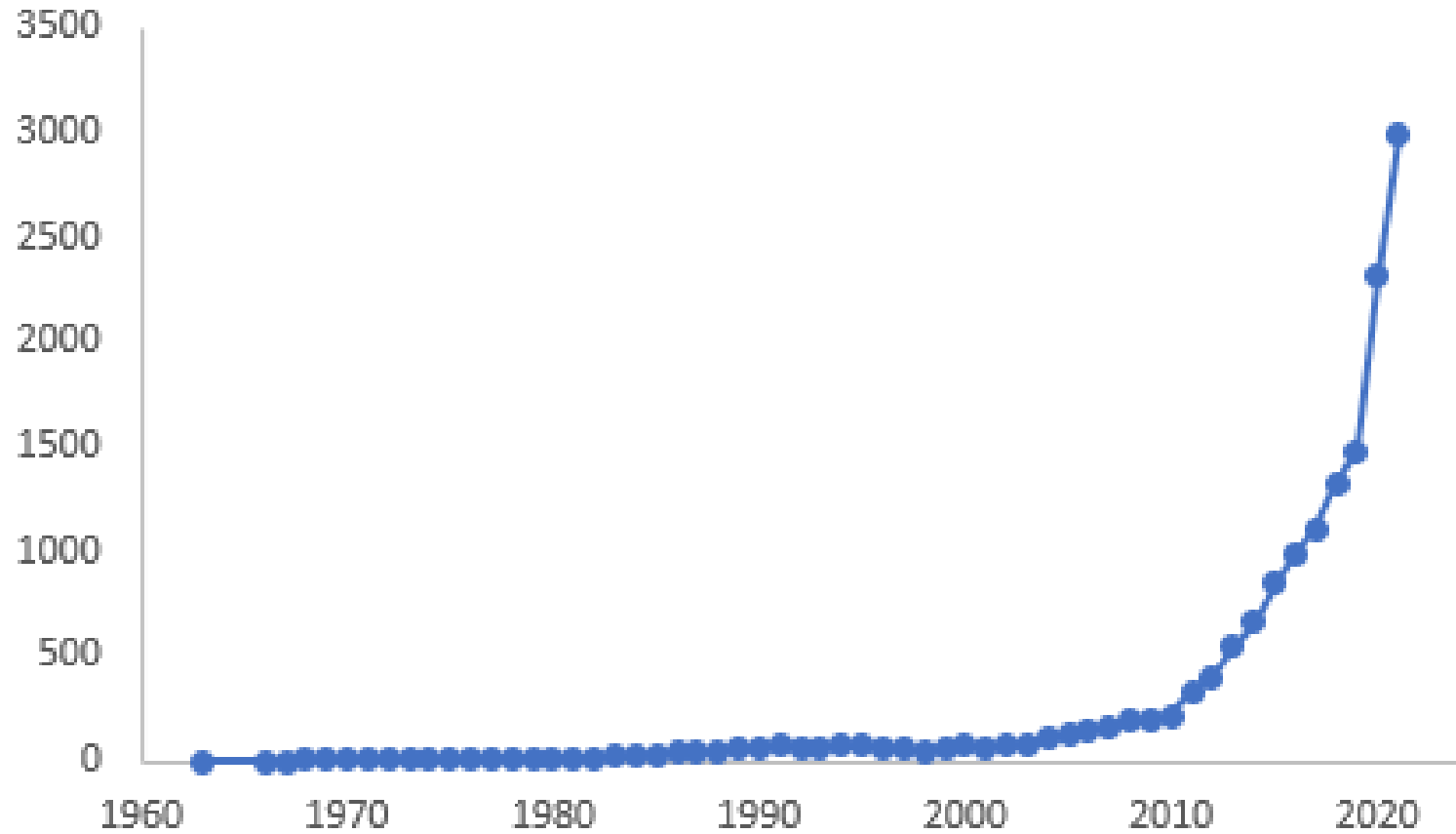
Models of Learning

| | Children | Adults | Social Media |
|-------------------------|--|---|---|
| Self-concept | Perception of dependence on teacher | Feel responsible for their own learning | Learning experiences that offer minimal instruction and maximum autonomy- allow self directed exploration |
| Role of experience | Teacher's experience is what counts | Learn from each others experience | Take into account diverse audience; include variety of different instructional designs |
| Readiness to learn | Must be ready when they must | Ready to learn when they feel the need to know | Tie learning into social and professional roles; build social network and collaborate with those who share same interests |
| Orientation to learning | Subject and teacher centered orientation | Life-centered, task-centered Need to know WHY they need to learn something Learn WHEN they need to know | Why it is needed and when it can be applied; help them solve problems they encounter on a regular basis by offering real world examples and scenarios |
| Motivation | Externally motivated | Primarily internally motivated with some external motivation | Valid reason for each activity; build team working and communication; involve in process of learning |





Social media and education





- Advertise and host CME

Upcoming Events

Create Event



TUE, SEP 21 AT 8 PM EDT
Neuroimmunology of the Resilient Female Brain

Created by Ada Wng

- Going
- Maybe
- Can't Go
- Invite
- ...

Past Events



MON, AUG 16
Aducanumab Panel Discussion

Created by Ada Wng

...



WED, JUL 28
TTM2 updates and Neuroprognostication following Cardiac Arrest

Created by Ada Wng

...


Brief History of Women
 Medicine and Neurology



TUE, JUN 29
A Brief History of Women in Medicine and Neurology

Created by Ada Wng

...





- Pose real-life clinical questions
- Interact about recent literature



Neurology Physicians Only

September 5 at 8:26 AM · 🌐

Hi all, what is current recommendation on anticoagulant in cave sinus thrombosis ? Do you start anticoagulant in CST?

👍 2



shared a link.
September 15 at 9:15 PM · 🌐

Interesting. So much time and energy and excess days are spent in the inpatient setting trying to find arrhythmic etiologies for those cryptogenic embolism. Not probably worth it?

Title:

Implantable loop recorder detection of atrial fibrillation to prevent stroke (The LOOP Study): a randomised controlled trial. Svedson et. al. 2021 Lancet.

[https://doi.org/10.1016/S0140-6736\(21\)01698-6...](https://doi.org/10.1016/S0140-6736(21)01698-6...) See More

9 Con

LINKINGHUB.ELSEVIER.COM

Redirecting

👍 2

3 Comments



Questi
with h
toleral
standi

👍 Like

💬 Comment



sleep apnea detection and treatment likely higher yield , especially at TIA/ resistant or young onset hypertension stage. OSA likely etiology of cardiac arrhythmia too 😊

Like · Reply · 2d

👍 1



This was a study in patients who had *not* had a stroke, eg PRIMARY prevention, not on patients with stroke.....

Like · Reply · 1d

👍 1



Yes. I am wondering of it's implications in post-cryptogenic strokes. I personally tend to usually push for anticoagulation if they present with MRI suggesting clear embolism no matter what the cardiac work up shows. The more interest... See More

Like · Reply · 1d




Write a reply...



ANA2021 VIRTUAL MEETING
OCTOBER 17-19, 2021

146th Annual Meeting of the American Neurological Association
OPENING SYMPOSIUM OCTOBER 16, 2021



Upper Limb Neurological Examination - OSCE Guide (New Version)

2.2M views • 6 years ago

Geeky Medics ✓

This video aims to give you an idea of what's required in the Upper Limb Neurological Examination

CC

Tons of thanks guys. You are brilliant!

👍 1 🗨️ REPLY

Azi bzn 1 year ago

Wonderful skills and presentation easy to learn

👍 🗨️ REPLY

xxx x 3 years ago

THANK YOU SO MUCH YOU HELPED ME ALOT

👍 4 🗨️ REPLY

Ezy medicine 2 years ago

Nice systematically done examination would have been better and more complete if all intrinsic hand muscles examined

👍 🗨️ REPLY

Counter Balance 6 years ago

Brilliant!

👍 2 🗨️ REPLY

Raghda Adnan 4 years ago

thanks alot, , nice examination

Perhaps the examination should begin with observing arm movements as the patient walks into the room.

👍 26 🗨️ REPLY

Great video, just some additives:

- Ask about any pain in the shoulder, elbow or wrist before testing tone.
- Look specifically for carpal tunnel and ulnar decompression scars at the wrists and elbow...

Read more


👍 65 🗨️ REPLY




ANA2021 VIRTUAL MEETING
OCTOBER 17-19, 2021

146th Annual Meeting of the American Neurological Association

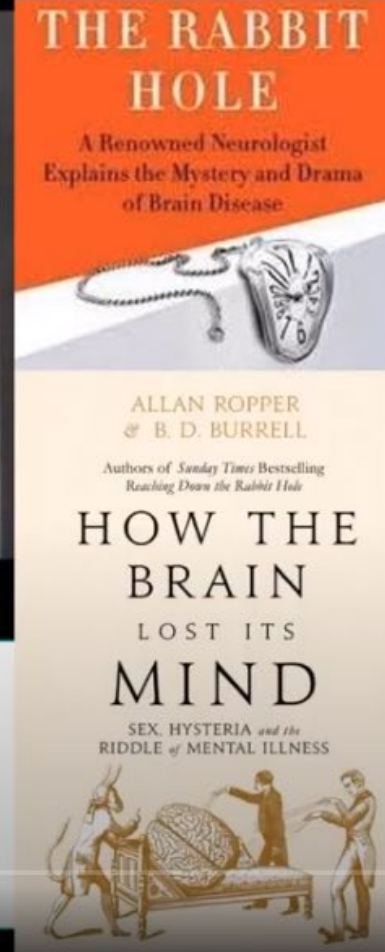
— OPENING SYMPOSIUM OCTOBER 16, 2021 —





nium

allan ropper neurology report



Allan H. Ropper, MD
 Executive Vice Chair of Neurology
 Brigham and Women's Hospital
 Professor of Neurology
 Harvard Medical School

1:39 / 1:00:31



Guillain Barre Syndrome


1,271 views • Aug 27, 2020


52 0 SHARE SAVE ...

 **Neurology Morning Report**
 182 subscribers

SUBSCRIBED 

Dr. Allan Ropper discusses Guillain Barre Syndrome
 Below are his responses to the questions in the chat box that we did not have time for him to





Neuro-Ophthalmology with Dr. Andrew G. Lee

37.2K subscribers

SUBSCRIBED



- HOME
- VIDEOS**
- PLAYLISTS
- COMMUNITY
- CHANNELS
- ABOUT

Uploads **PLAY ALL**

SORT BY



Why Gleason Score Matters in Neuro-Ophthalmology

631 views • 3 days ago



Spinal Nucleus of V

373 views • 5 days ago



Volitional Ptosis

368 views • 5 days ago



Anti-TB Drug Optic Neuropathy

311 views • 5 days ago



Frontal Foster Kennedy Syndrome

244 views • 5 days ago



Startling Resistor in IIH

510 views • 1 week ago



Understanding Optic Nerve OCT

631 views • 3 days ago



Pseudo Plus Minus Sign

375 views • 1 week ago



PHOMS

593 views • 2 weeks ago



Understanding the 7th Nerve

311 views • 5 days ago



Dreams and Hallucinations

244 views • 5 days ago



Optic Nerve Atrophy vs Optic Nerve Pallor

510 views • 1 week ago



Jeremy Moeller


11.1K subscribers

SUBSCRIBED



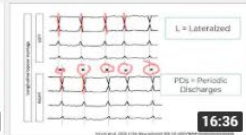
- HOME
- VIDEOS**
- PLAYLISTS
- COMMUNITY
- CHANNELS
- ABOUT

Uploads **PLAY ALL**



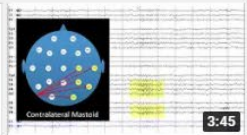
Clinical and Electrographic Seizures

1K views • 2 weeks ago



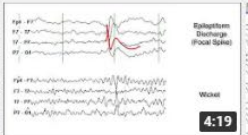
Rhythmic and Periodic Patterns

2.3K views • 2 months ago



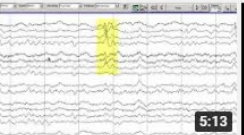
14 and 6 Hz Positive Bursts (Mini Lesson #3)

8.2K views • 3 years ago



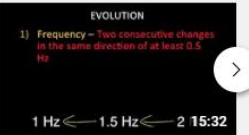
Wickets (Mini Lesson #2 - Updated)

10K views • 3 years ago



Small Sharp Spikes (Mini Lesson #1 - Updated)

11K views • 3 years ago



Recognizing Seizures in a Comatose Patient

14K views • 4 years ago



ANA2021 VIRTUAL MEETING
OCTOBER 17-19, 2021

146th Annual Meeting of the American Neurological Association
— **OPENING SYMPOSIUM** OCTOBER 16, 2021 —



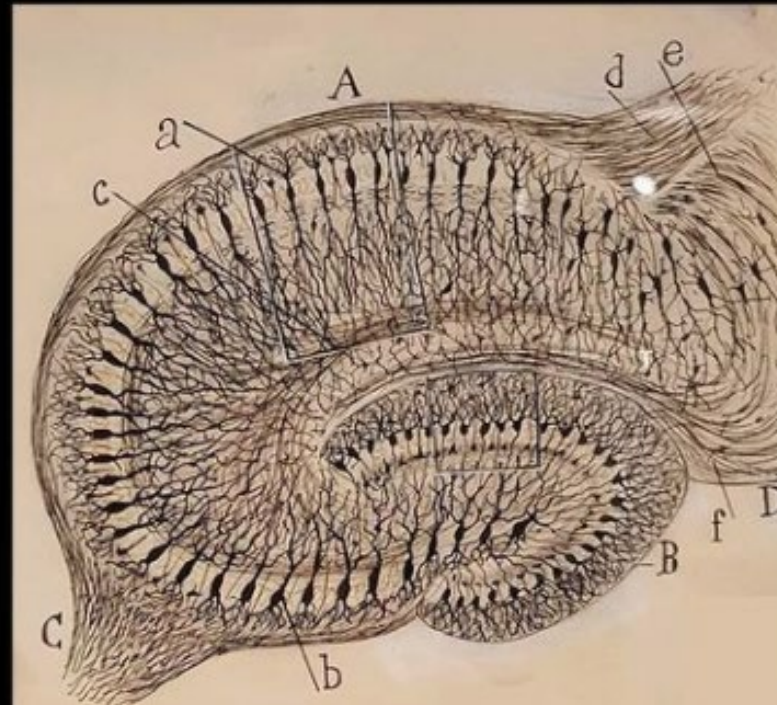


Instagram

Search



tracey1milligan



Santiago Ramon y Cajal

The Hippocampus, 1904

The pyramidal neurons (a & b) were described in his autobiography: "The pyramidal cells, like the plants in a garden—as it were, a series of hyacinths—are lined up in hedges that describe graceful curves."

Sus células piramidales, comparables á plantas de jardín —algo así como series de jacintos—, alinéanse en setos vivos que dibujan curvas graciosas.

<https://www.gutenberg.org/files/60675/60675-h/60675-h.htm>

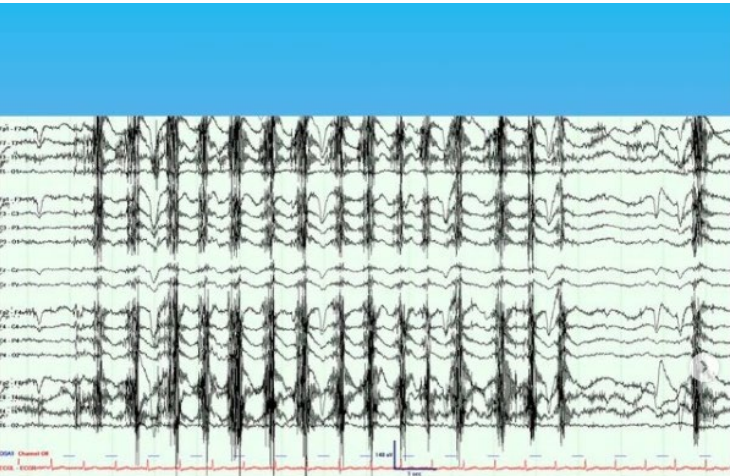


ANA2021 VIRTUAL MEETING
OCTOBER 17–19, 2021

140

OPENING SYMPOSIUM OCTOBER 16, 2021





Swipe right for the finding



eegsnippets • Following

eegsnippets Swipe right for the finding! Also see below for explanation! ... Chewing artifact is the answer here! Notice the 1 Hz repetitive poly-spikes created by the jaw muscles as they open and close during normal chewing. This is a common finding but good to keep in mind as they could be confused for seizure activity. #neurology #meded #eeg

18w 10 likes MAY 12 Add a comment... Post

T1 vs. T2 MRI Neuroimaging

T1-weighted

T2-weighted



| | | |
|--------------|------------|------------|
| CSF | Very black | Very white |
| Fat | White | Grey |
| Grey Matter | Dark grey | Light grey |
| White Matter | Light grey | Dark grey |

- 1: Corpus callosum
- 2: Lateral ventricle (ant. horn)
- 3: Caudate nucleus (head)
- 4: Internal capsule
- 5: Putamen
- 6: Thalamus
- 7: Third ventricle
- 8: Lateral ventricle (post. horn)
- 9: Optic radiation

neuroanatomyatlas • Follow University of Cambridge

neuroanatomyatlas Post 1: Contrasting the T1- and T2-weighted MRI brain scans.

#neuroanatomy #neurosurgery #neuroscience #neuroscientist #neuroimaging #medicine #radiology #mri #brain #neurology

neuro radcases *Fat is white on T2 unless you use fat suppression techniques


99 likes APRIL 14

Add a comment... Post



ANA2021 VIRTUAL MEETING OCTOBER 17-19, 2021

146th Annual Meeting of the American Neurological Association — OPENING SYMPOSIUM OCTOBER 16, 2021 —





dermdoctor ✓

Dr. Shah

Follow

452 Following 10M Followers 218.4M Likes

Doctor | Dermatology Res

Education, Not Influence

Skincare

Beacons.ai/dermdoctor



cswhitemd

Courtney S White, MD

Follow

141 Following 15.4K Followers 64.2K Likes

Neurologist.

Here to educate. Not medical advice.

"Time to learn a thing!"

Neurologists need to follow patient advocates!!! Patients who are well-informed WANT to collaborate with neurologists and spread accurate information. Also, patients who have built a larger social media following have gained the trust of their audience and can amplify accurate information, while dispelling inaccurate information.

tiktok needs more neurologists. Neuros tend to live on Twitter, which means that tiktok is rife with misinformation.... Doctors have a much better chance of reaching larger audiences on tiktok.



neuro.doc

Doctor M

Follow

558 Following 73.3K Followers 222.9K Likes


General board certified neurologist.

Loves anything to do with science

WayneNeurology.com

146th Annual Meeting of the American Neurological Association

OPENING SYMPOSIUM OCTOBER 16, 2021





Twitter

- @rashmihalker... taught me the importance of tweetorials to explain papers especially when not everyone has access to more than the abstracts
- helping me keep up to date with impactful studies, connected me with educators across my varied interest, exposed me to teaching modules on EEG..., helped me understand how make clinical education a core piece of academic career, helped me solidify my own knowledge of topics by attempting to condense the important take aways into tweetorials, connected me to new ways of thinking about pathology



ANA2021 **VIRTUAL MEETING**
OCTOBER 17-19, 2021

146th Annual Meeting of the American Neurological Association
— **OPENING SYMPOSIUM** OCTOBER 16, 2021 —



Top Tweet earned 16.6K impressions

#NeurologyMorningReport Case 45
#MedTwitter Updates & Answers posted
later today. Asking your help **#MedEd**
#neurology **#neurologyresident**
#neurologist **#medstudent**
#NeurologyProud **#lamaNeurologist** Join
me in educating. Share your questions and
knowledge.

Special case today*

1/ pic.twitter.com/LZXv0VYQJu



24-year-old man with
progressive headaches,
dizziness and difficulty walking

#NeurologyMorningReport

@tracey1milligan



ANA2021 **VIRTUAL MEETING**
OCTOBER 17-19, 2021

146th Annual Meeting of the American Neurological Association
— **OPENING SYMPOSIUM** OCTOBER 16, 2021 —





Tracey Milligan, MD, MS, FAAN
@Tracey1milligan



#NeurologyMorningReport Case 23 #MedTwitter
Updates & Answers posted later tonight. Asking your
help #MedEd #neurology #neurologyresident
#futureneurologist #medstudent #neuroradiology
#neuroophtho Join me in educating. Share your
questions and knowledge.



19-year-old man with Oscillopsia
and Facial Weakness

#NeurologyMorningReport

@tracey1milligan

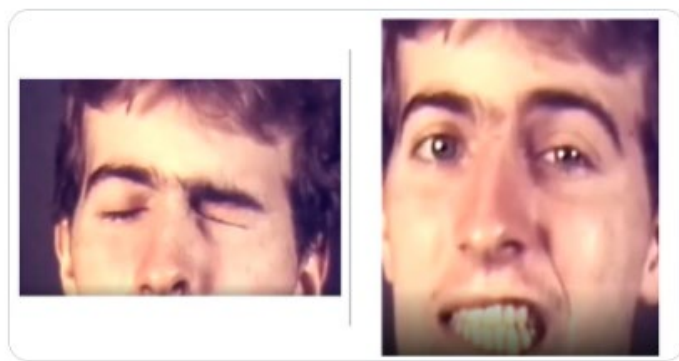


ANA2021 **VIRTUAL MEETING**
OCTOBER 17-19, 2021

146th Annual Meeting of the American Neurological Association
— **OPENING SYMPOSIUM** OCTOBER 16, 2021 —

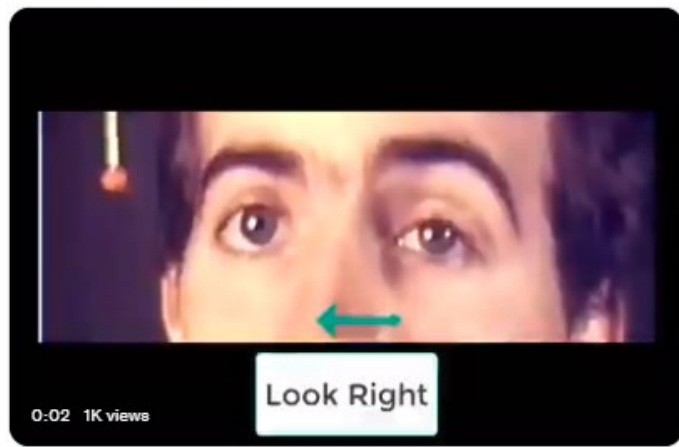


Tracey Milligan, MD, MS, FAAN @Tracey1milligan · Apr 17, 2020
 Replying to @Tracey1milligan
 19 yo man p/w "jumpy vision" and weakness of his left face involving his forehead.
 2/



2 1 7

Tracey Milligan, MD, MS, FAAN @Tracey1milligan · Apr 17, 2020
 His horizontal eye-movements are shown. This may be all that is needed for a #neurologist to localize the lesion! The neurologic exam is our most powerful diagnostic study! What is the name of this eye movement syndrome? Join the teaching please.



14 8 35

Agree with 8 and a half syndrome, as already explained my someone else. Can't wait to see the scan . Pearls: Young patients think demyelinating. Older patients, stroke. Always exceptions of course so keep an open mind.
 1

Emilija Cvetkovska @EmilijaCvetkovska · Apr 17, 2020
 Replying to @Tracey1milligan
 8 and a half syndrome: lesion in left pons , medial longitudinal fasciculus and facial nerve
 2

Lev Landau @Gluonfield · Apr 17, 2020
 Replying to @Tracey1milligan
 One and a half syndrome. Plus facial I like to call 8 and a half.
 2

ياسر المطرفي @abomatraf · Apr 18, 2020
 Replying to @Tracey1milligan
 One and half syndrome means: Ipsilateral INO plus ipsilateral gaze palsy
 One and half syndrome + 7th CN palsy means 8 and half syndrome
 What I see in the image and video is a Right 8 and half syndrome

h
a
N
G
4,
S
Te
Ar

Omar AIGHamdi @Dr_OmarGH · Apr 20, 2020
 Replying to @Tracey1milligan
 I'll add that eye adduction on the affected side is impaired with horizontal gaze but usually it's spared during convergence. (input to oculomotor incase of convergence arises from pretectal region, not MLF)
 1 1

Omar AIGHamdi @Dr_OmarGH · Apr 20, 2020
 And thank you for sharing these clinical scenarios, I'm enjoying them. 😊
 1


Giana Dawod, MD @gdawod1 · Apr 17, 2020
 Replying to @Tracey1milligan
 one and a half syndrome + 7th nerve palsy = eight and a half syndrome. left facial weakness with left horizontal gaze palsy. differential: MS (demyelinating lesion involving brainstem tegmentum & extending into 4th ventricle), ischemic lesion, tumor.
 1 12

Andrés De León @andresdeleonb · Apr 17, 2020
 Agree with 8 and a half syndrome. But his facial weakness is on the right side as can be seen on the photo, and his one and a half also points to the right side as his left abducens is spared. Thus the lesion is on the right pons, not left.
 1 6

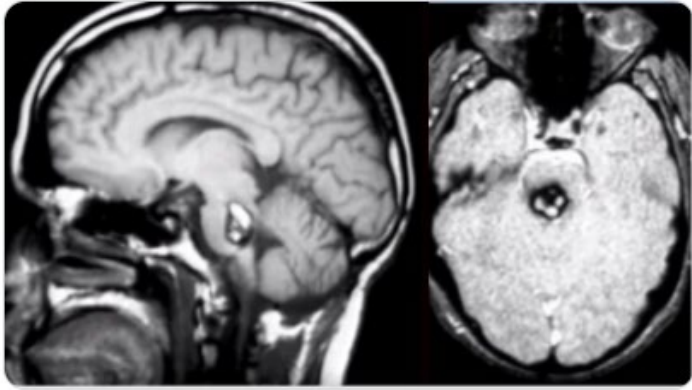


ANA2021 VIRTUAL MEETING
OCTOBER 17-19, 2021

146th Annual Meeting of the American Neurological Association
 — OPENING SYMPOSIUM OCTOBER 16, 2021 —



Tracey Milligan, MD, MS, FAAN @Tracey1milligan · Apr 17, 2020
 Replying to @Tracey1milligan
 The full description of this patient's presentation and 5 year f/u can be found here. Another #DrWray case! This case is from 1983-1988 collections.lib.utah.edu/details?id=188...



1 10 1.2K views

Tracey Milligan, MD, MS, FAAN @Tracey1milligan · Apr 17, 2020
 Dx: #OneAndAHalfSyndrome +facial weakness (8 1/2 syndrome) + more symptoms #Cavernoma

1st description of "one and a half syndrome"
[ncbi.nlm.nih.gov/pmc/articles/P...](https://pubmed.ncbi.nlm.nih.gov/pmc/articles/PMC1320977/)
 1st use of 8 1/2 syndrome

PubMed.gov
 Eight-and-a-half syndrome: one-and-a-half syndro...
 Three cases of isolated one-and-a-half syndrome with facial nerve palsy related to infarction are ...
pubmed.ncbi.nlm.nih.gov

5 3 15 1.2K views

Add another Tweet

Tracey Milligan, MD, MS, FAAN @Tracey1milligan · Apr 18, 2020
 Replying to @Tracey1milligan



3 19 62 1.2K views

Phavalan Rajendram, MD @nerdybraindoc · Apr 17, 2020
 Replying to @Tracey1milligan
 8 1/2 syndrome + CN 8 involvement = 16 1/2 syndrome.

1 8 1.2K views

Dr.L.Krishnamurthy @DrLKrishnamurt1 · Aug 18
 What is Ten and a half syndrome?

1.2K views

Patricio Sandoval @neuropuc · Apr 17, 2020
 Replying to @Tracey1milligan
 And so on...


[ncbi.nlm.nih.gov/pmc/articles/P...](https://pubmed.ncbi.nlm.nih.gov/pmc/articles/PMC1320977/)

Medical Case Reports
CASE REPORT Open Access
Twenty-and-a-half syndrome: a case report
 Mukesh Dube¹, Rounak Dani, Ayush Dubey and Dinesh Chouksey
Abstract
Background: In the list of named numerical neuro-ophthalmological syndromes, such as one-and-a-half syndrome and others, we report for the first time twenty-and-a-half syndrome, which is characterized by one-and-a-half syndrome with bilateral seventh and right fifth nerve palsy (1.5 + 7 + 5 = 20.5) in a patient with ischemic stroke.
Case presentation: A 45-year-old Asian Hindu woman presented with vomiting and imbalance of 1 day's duration. She had left-sided ataxic hemiparesis with one-and-a-half syndrome with bilateral seventh and right fifth nerve palsy. Magnetic resonance imaging of her brain revealed acute non-hemorrhagic infarct in the right posterolateral aspect of pons and medulla, with normal brain vessels angiography. We described her disorder as twenty-and-a-half syndrome. She was put on antiplatelet therapy.
Conclusions: Twenty-and-a-half syndrome is reported for the first time. It is due to posterior circulation stroke; in our case, it was due to lacunar infarcts in the pons and medulla, manifesting as one-and-a-half syndrome with bilateral seventh and right fifth nerve palsy.



ANA2021 VIRTUAL MEETING
OCTOBER 17-19, 2021

146th Annual Meeting of the American Neurological Association
 — OPENING SYMPOSIUM OCTOBER 16, 2021 —





Tweetorial

- series of educational tweets made by stringing together a series (i.e., thread) of tweets
- allows the educator to get around the 280-character limit per tweet
- tagged with a keywords or hashtags
- numbered by the convention 1/n



Aaron Berkowitz

@AaronLBerkowitz · 11 Jun 2020

Hello [#medstudenttwitter](#), I was alerted to tweets expressing concern about spinal cord anatomy on step 1, so here's a new [#EndNeurophobia](#) [#tweetorial](#) on




Aaron Berkowitz
@AaronLBerkowitz

Does dizziness make you feel dizzy? It's complicated, so here is a [#Tweetorial](#) on Dizziness!

[#MedEd](#) [#MedStudentTwitter](#) [#MedStudents](#) [#neurology](#)



Casey Albin, MD
@caseyalbin

1/
In the  ICU?
In ED & pt has acute hydrocephalus?
PACU taking care of a TBI post-op?

[@drdangayach](#) & I put together everything you need to know about EVDs on [@emcrit](#) as part of the first [#NeuroEMCritTeam](#) post!!

emcrit.org/emcrit/externa...

A [#tweetorial](#) teaser.



NeuroEMCrit - What Every Clinician Should Know about External Ventricular Dr...
EVDs, IVCs--all things intracranial monitors...

emcrit.org

8:55 AM · Sep 17, 2021 · Twitter Web App



ANA2021 **VIRTUAL MEETING**
OCTOBER 17-19, 2021

146th Annual Meeting of the American Neurological Association
— **OPENING SYMPOSIUM** OCTOBER 16, 2021 —



Eric Lawson, MD @EricLawson90 · 2h

#NeuroBoardReview

Ataxia-Telangiectasia

Autosomal recessive. ATM on chromosome 11q22.3. Impaired DNA repair.

Clinically: Childhood onset. Ataxia, EOM abnormalities, immune deficiency, oculocutaneous telangiectasias

1/



Caroline Maness, MD and 8 others

1 8



Eric Lawson, MD @EricLawson90 · 2h

Diagnosis: Low serum IgA. ATM mutation. High serum AFP.

CNS abnormalities include cerebellar atrophy and loss of purkinje cells. Dysphagia due to swallowing coordination.

High risk for malignancy.

2/2

#NeuroBoardReview



Crystal Yeo, MD PhD Retweeted



Elie Naddaf @ElieNaddaf3 · Mar 13

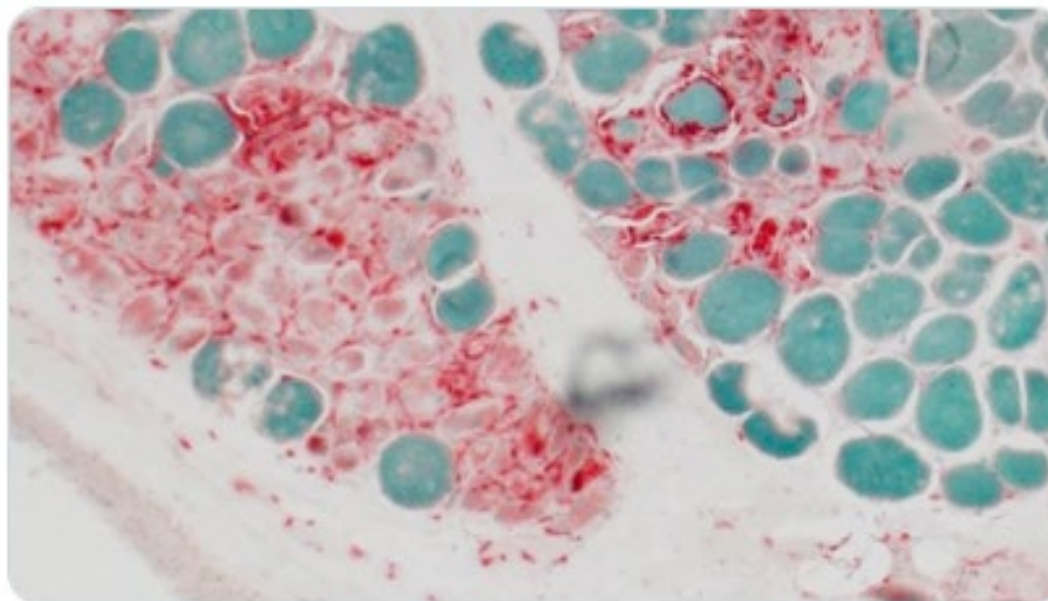
What is a necrotizing myopathy?

Biopsy photo (acid phosphatase stain): macrophages(bright red) replacing several necrotic muscle fibers.

Is it necrotizing autoimmune #myopathy (NAM)?

Follow the thread for info.

#MedTwitter #neurotwitter #Pathology #MayoClinic




2 37 71



ANA2021 VIRTUAL MEETING
OCTOBER 17-19, 2021

146th Annual Meeting of the American Neurological Association
— OPENING SYMPOSIUM OCTOBER 16, 2021 —





⋮ ✉ 🔔 Following

Aaron S. Zelikovich, MD

@aszelikovich Follows you

[@WCMCNeurology](#) PGY-2 || [@IUMedSchool](#) '20
Neuromuscular ([#myotwitter](#)) || [#MedEd](#) || Clinical Trials
[#NeuroTwitterNetwork](#) || bit.ly/NeuroTwitterNe...

📍 New York, NY 📅 Joined April 2019

678 Following 1,509 Followers

Followed by Zachary Lazzari, Dr. Danielle Andrade Epileptologist, and 549 others you follow

Tweets Tweets & replies Media Likes

📌 Pinned Tweet



Aaron S. Zelikovich, MD @aszelikovich · Aug 22

[#NeuroTwitterNetwork](#) [#HowToNeuroTwitter](#) 2.0 Guide is LIVE! 📌
bit.ly/NeuroTwitterNe...


-This (FREE) guide created by 🧠's for 🧠's at ALL stages of training, especially to M4s applying [#neurology @NMatch2022](#)
-Please RT, Share, & Use the guide w fellow neurologists on Twitter!

oTwitterNetwo

| | |
|-------------------------------|--------------------------------------|
| Applying To Residency | Residency Program Twitter Accounts |
| Resources for Child Neurology | Resources for DO #Future Neurologist |
| Organizations to Follow | #NeuroTwitter Network Database |

00 #NeuroTwitterNetwork2.0 Landing Page.pptx
#HowToNeuroTwitter Guide
#NeuroTwitterNetwork2.0 Sign our GUEST BOOK ...
docs.google.com

💬 3 ↻ 152 ❤️ 178 📤



📌 Pinned Tweet



Aaron S. Zelikovich, MD @aszelikovich · Aug 22



#NeuroTwitterNetwork #HowToNeuroTwitter 2.0 Guide is LIVE! 🖱️
bit.ly/NeuroTwitterNe...

-This (FREE) guide created by 🧠's for 🧠's at ALL stages of training, especially to M4s applying #neurology @NMatch2022

-Please RT, Share, & Use the guide w fellow neurologists on Twitter!

NeuroTwitterNetwo

| | |
|---|--|
| Applying To Residency | Residency Program Twitter Accounts |
| Resources for Child Neurology | Resources for DO #Future Neurologist |
| Organizations to Follow | #NeuroTwitter Network Database |

00 #NeuroTwitterNetwork2.0 Landing Page.pptx

#HowToNeuroTwitter Guide


#NeuroTwitterNetwork2.0 Sign our GUEST BOOK ...

docs.google.com



ANA2021 VIRTUAL MEETING
OCTOBER 17-19, 2021

146th Annual Meeting of the American Neurological Association
— OPENING SYMPOSIUM OCTOBER 16, 2021 —



#HowToNeuroTwitter Guide

#NeuroTwitterNetwork2.0

| | | | |
|---|--|---|--|
| <u>#HowToNeuroTwitter Guide</u> | <u>Applying To Residency</u> | <u>Residency Program Twitter Accounts</u> | <u>Applying To Fellowship</u> |
| <u>#MedEd #FOAM Resources</u> | <u>Resources for Child Neurology</u> | <u>Resources for DO #Future Neurologist</u> | <u>Resources for IMG #Future Neurologist</u> |
| <u>#Stroke Twitter</u> | <u>Organizations to Follow</u> | <u>#NeuroTwitter Network Database</u> | <u>Our Team</u> |


Sign our GUEST BOOK to let us know that you checked out this #HowToNeuroTwitter guide.

 **Weill Cornell Medicine** Totally optional, but totally appreciated!  **New York-Presbyterian**



ANA2021 VIRTUAL MEETING
OCTOBER 17-19, 2021

146th Annual Meeting of the American Neurological Association
 — OPENING SYMPOSIUM OCTOBER 16, 2021 —



#HowToNeuroTwitter Guide

#NeuroTwitterNetwork2.0

#MedEd #FOAM

Editor: Dr. Stephanie Reyes [@stephreyesMD](https://twitter.com/stephreyesMD)

PGY1 [@Duke Neurology](https://twitter.com/DukeNeurology)

MedEd Neurology Accounts to Follow
Specialty Specific Twitter Accounts
Neurology Teaching Cases
Online Resources



Top #MedEd Accounts 2 Follow

Dr. Stephanie Reyes [@stephreyesMD](https://twitter.com/stephreyesMD)



—Sanjay Gupta MD, Associate Professor of Neurosurgery, Emory Clinic, Chief Medical Correspondent, CNN

ONE
Making a Small Difference Amid a Billion Problems
AARON BERKOWITZ

NOW AVAILABLE IN PAPERBACK

Aaron Berkowitz
@AaronLBerkowitz Follows you
<https://twitter.com/AaronLBerkowitz>

Neurology & Global Health @kpmedschool | Advisor to @PIH & @MSF | #EndNeurophobia @CPSolvers | One by One by One | Former @BrighamWomens @HarvardMed Views mine



Ima Ebong, MD
@ImaEbongMD Follows you
<https://twitter.com/ImaEbongMD>

Asst. Professor of Neurology | Director D&I | Department of Neurology | University of Kentucky. #iamaneurologist #diversityinmedicine 🇺🇸 Opinions are my own

Lexington, KY [ukhealthcare.uky.edu/doctors/ima-eb...](https://ukhealthcare.uky.edu/doctors/ima-ebong)



Rachel Salas MD, MEd
@RachelSalasMD Follows you
<https://twitter.com/RachelSalasMD>

macy scholar | neurologist | medical educator | sleep specialist | mother | strengths coach | tweets are mine | glitter lover

Baltimore, MD hopkinsmedicine.org/neurology_neur...



Tracey Milligan, MD, MS, FAAN
@Tracey1milligan Follows you
<https://twitter.com/Tracey1milligan>

neurologist, epileptologist @BrighamWomens, @HarvardMed, @nymedcollege, @WestchesterMed
#MedEd #Neurology #MedTwitter; All cases adapted from archives

Top #MedEd Accounts 2 Follow

Dr. Stephanie Reyes [@stephreyesMD](https://twitter.com/stephreyesMD)



Rebecca E. Fasano, MD

@RebeccaFasanoMD Follows you

<https://twitter.com/RebeccaFasanoMD>

@EmoryNeurology Residency Program Director, Associate Professor, epileptologist @GradyHealth. Committed to DEI. Mom of 2, adult figure skater. 🇺🇸 she/hers

📍 Atlanta, GA linktr.ee/EmoryNeurology 📅 Joined August 2020



Andrew Spector

@AndrewSpectorMD

<https://twitter.com/AndrewSpectorMD>

Associate Professor @Duke_Neurology: Vice Chair of Inclusion, Diversity, and Empowerment. Prog Dir, Sleep Medicine Fellowship. Assoc Prog Dir, Neuro Residency



Erica A Schuyler, MD, FAAN

@EricaSchuyler Follows you

<https://twitter.com/EricaSchuyler>

UConn/Hartford HealthCare #Neurology Residency #ProudPD @UConnNeurology @AANMember Associate Prof. 🧠EEGer. Mom. Dancer 🇺🇸. Tweets are mine. she/her 🍌🇺🇸



Lyell Jones MD

@LyellJ

<https://twitter.com/LyellJ>


Neurologist @MayoClinic and program director @MayoNeuroRes. Proud @AANMember. Improving systems of care and healthcare value for our patients

📍 Rochester, MN mayoclinic.org/bio/13264575.h...



ANA2021 VIRTUAL MEETING
OCTOBER 17-19, 2021

146th Annual Meeting of the American Neurological Association
— **OPENING SYMPOSIUM** OCTOBER 16, 2021 —



Top #MedEd Accounts 2 Follow

Dr. Stephanie Reyes [@stephreyesMD](#)



Roy Strowd, MD, MEd, MS

@RoyStrowdMD

<https://twitter.com/RoyStrowdMD>

Neuro-oncologist [@wakehealth](#) | Assistant Dean UME [@wakeforestmed](#) | Director Medical Educators Institute | Editor Resident & Fellows [@GreenJournal](#) | Views my own

📍 Winston-Salem, NC wakehealth.edu/Providers/S/Ro...



Jeremy Moeller

@yaleneuropd

<https://twitter.com/yaleneuropd>

Proud Program Director of [@yaleneurons](#), Clinical Neurologist and passionate about [#MedEd](#) and [#EEG](#). On Instagram [@yaleneuropd](#) My personal opinions only!

📅 Joined July 2020




Nichte I. Mejia MD MPH FAAN

@DrNichteMejia Follows you

<https://twitter.com/DrNichteMejia>

[#Latina](#) [#neurologist](#) working for [#equity](#) & [#justice](#) [@harvardmed](#) [@massgeneralnews](#) [@bhchp](#) [@greenjournal](#) 🇧🇷 🇮🇹 🇪🇺 🇺🇸 🦋.

📍 Boston, MA massgeneral.org/neurology/ 📅 Joined March 2012



Courtney S White

@CSWhiteMD

<https://twitter.com/CSWhiteMD>

she/her/ella 🇧🇷 🍪 • Neurologist 🧠 • Headache Specialist 🦋 • Cat Mama 🐱 • Tea Enthusiast 🍵 • Here to educate but no medical advice • Opinions are my own

📅 Joined December 2019



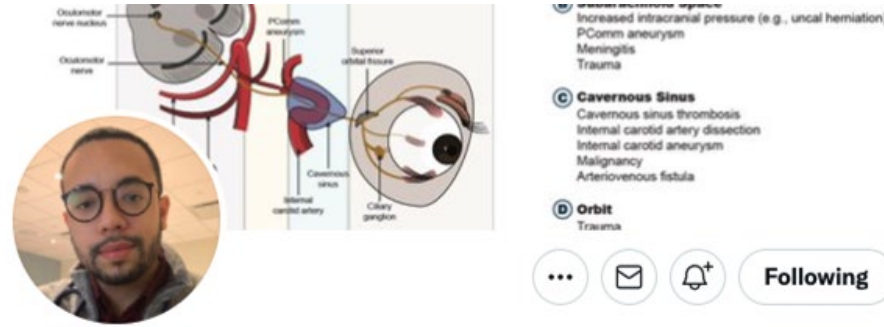
ANA2021 VIRTUAL MEETING
OCTOBER 17-19, 2021

146th Annual Meeting of the American Neurological Association
— **OPENING SYMPOSIUM** OCTOBER 16, 2021 —



Top #MedEd Accounts 2 Follow

Dr. Stephanie Reyes [@stephreyesMD](#)



Moises Dominguez, MD

@MoiseyWoisey Follows you

<https://twitter.com/MoiseyWoisey>

Weill Cornell Neurology Chief Resident || Yale School of Medicine '18 || Medical Educator & Illustrator || New Yorker || 🇺🇸




Dr. Eseosa Ighodaro, MD, PhD

@Dr_Ighodaro Follows you

https://twitter.com/Dr_Ighodaro

Neurologist (PGY-3), Neuroscientist, Health Disparities Researcher @MayoClinic | Founder & CEO of Ziengbe - views = my own | @uky_mdphd alumni

📍 USA 🌐 dreseosaighodaro.com 📅 Joined December 2019



Fábio Nascimento

@fabnascimen Follows you

<https://twitter.com/fabnascimen>

EEG/Epilepsy @MGHNeurology | #NeurologyRF Editorial Team | #NeurologyPodcast Crew | @EpiDisorders Ed AEditor | @ArqNeuroPsiq AE | @EEGTalk | 🇧🇷

📍 Boston, MA 🌐 youtube.com/c/FábioANascim... 📅 Joined June 2020



Casey Albin, MD

@caseyalbin Follows you


<https://twitter.com/caseyalbin>

Neurointensivist @EmoryNeuroCrit | Graduate @harvardneuromds | #MedEd, #simulation, #tweetorials & @onepeloton | Collector of #neuroimages



ANA2021 VIRTUAL MEETING
OCTOBER 17-19, 2021

146th Annual Meeting of the American Neurological Association
— **OPENING SYMPOSIUM** OCTOBER 16, 2021 —



#EEGTalk - Learn How to Read EEGs

Dr. Stephanie Reyes [@stephreyesMD](https://twitter.com/stephreyesMD)



Youtube: <https://www.youtube.com/c/F%C3%A1bioANascimento>

Twitter: <https://twitter.com/EEGTalk>

*We invite you to join us in our #EEGEd project - @EEGTalk.
Our only goal is to teach EEG and make the learning process more digestible and fun!
We go over one EEG per episode, which will be hosted on @YouTube,
and we often invite worldwide experts in the field to join our show.*

*We won't stop until **all neurologists can read EEG!***

*Please subscribe to our **YouTube** channel here:*

<https://www.youtube.com/channel/UCxpmXPBKKB2hVuxgMd6eR3A>

*You can also follow us on **Twitter** (@EEGTalk).*


We can't wait to see on board!



ANA2021 VIRTUAL MEETING
OCTOBER 17-19, 2021

146th Annual Meeting of the American Neurological Association

OPENING SYMPOSIUM OCTOBER 16, 2021



#EEGCaseOfTheDay

Dr. Stephanie Reyes [@stephreyesMD](#)

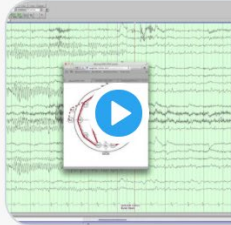
Pinned Tweet

Rebecca E. Fasano, MD @RebeccaFasanoMD · Mar 2

Want to learn how to read EEGs? Check out this video I made for [@EmoryNeurology](#) trainees back in 2016:

An Introduction to the Normal Adult EEG youtu.be/GYJnoTVhU8E via [@YouTube](#)

[#TwEEGtorial](#) [#NeuroTwitter](#)



youtube.com
An Introduction to the Normal Adult EEG
In this video, learn how to read a routine EEG, including assessment of the posterior dominant ...

1 48 162

Rebecca E. Fasano, MD @RebeccaFasanoMD · 2h
8/5/21

Emory EEG Case of the Day #175

Hx: 35F with spells of deja vu and anxiety; routine EEG was normal; pt admitted to the EMU, where she had a typical event, seen here.

Q:

- 1) Is this a seizure?
- 2) If it is a seizure, can you lateralize and localize the onset?

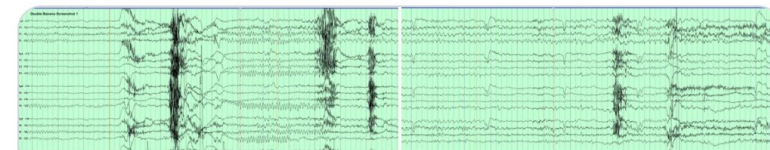
1 3

Rebecca E. Fasano, MD @RebeccaFasanoMD · 2h

NO SPOILERS/ ANSWERS IN THE COMMENTS except GIFs! Repeat offenders will be blocked.

Submit your answer: [Bit.ly/EmoryEEGCase](https://bit.ly/EmoryEEGCase)

The answer will be posted in the comments tomorrow am.
[@EmoryNeurology](#) 5 points for each house that submits the correct answer! 🧠🏆
[#TwEEGtorial](#)




Learn how to use EEG from one of the best teachers in the country! She has basic video and daily cases to challenge yourself with! Follow [@RebeccaFasanoMD](#) for all your EEG needs



ANA2021 VIRTUAL MEETING
OCTOBER 17-19, 2021

146th Annual Meeting of the American Neurological Association
— **OPENING SYMPOSIUM** OCTOBER 16, 2021 —



#Neudrawlogy

Dr. Stephanie Reyes [@stephreyesMD](https://twitter.com/stephreyesMD)

@Neudrawlogy

SIMPLIFYING NEUROLOGY

(Or trying to!)



[...](#) [✉](#) [Follow](#)

Neudrawlogy
@neudrawlogy Follows you

Simplifying Neurology (or trying to)!

By [@gabifpucci](https://twitter.com/gabifpucci)

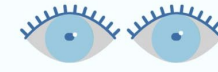
[↓ Suggest the next topic](#)
[↓ Follow on Instagram and vote for the next topic ⚡](#)

Twitter: [https://](https://twitter.com/stephreyesMD)

Neudrawlogy has the challenging mission of simplifying neurology! Through aesthetically appealing infographics, you will find images that address both the "simple" and everyday topics of neurology and the most complex and fascinating ones!

ARGYLL ROBERTSON PUPIL

Definition:



- Irregular and small (1-2mm) pupil;
- Light-near dissociation;
- Usually bilateral;
- Absent pupillary dilation in response to:



Remember:

Other diseases with light-near dissociation: →

Adie's myotonic pupil
Diabetes mellitus
Parinaud's Syndrome

Diseases:

Neurosyphilis (first description and classical association)
Wernicke Encephalopathy

@Neudrawlogy



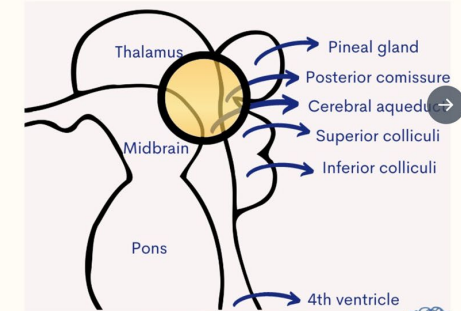
PARINAUD'S SYNDROME

What?

- Light-near dissociation (tectal pupils)
- Eyelid retraction (Collier's sign)
- Convergence retraction nystagmus
- Impaired up gaze

Where?

DORSAL MIDBRAIN AND PRETECTAL AREA



Why?

- Pineal region tumors
- Multiple sclerosis
- Hydrocephalus -> "setting sun" sign
- Vascular disease (stroke)

@Neudrawlogy

GERSTMANN SYNDROME

1

Finger agnosia

Inability to name their own fingers, affecting both sides



2

Right-left confusion

Inability to differentiate right and left, affecting both sides



3

Acalculia

Inability to perform simple arithmetic calculations



4

Graphia (without alexia)

Inability to write spontaneously, patient is still able to copy



WHERE?



Dominant (usually left) inferior parietal lobule, angular gyrus & subjacent white matter

WHY?

Stroke (main cause)
Traumatic Brain Injury
Tumor



ANA2021 VIRTUAL MEETING
OCTOBER 17-19, 2021

146th Annual Meeting of the American Neurological Association
OPENING SYMPOSIUM OCTOBER 16, 2021

Social Media: Guidelines for protecting patient privacy


| Type of information | Recommendations |
|-------------------------------------|---|
| Date | Avoid saying “today I saw a case of rare entity X” Never use dates. Be intentionally vague (“I recently saw an example of...”) |
| Unusual or newsworthy circumstances | Avoid information disclosure that could allow direct association with a recent crime or accident. Delay posting cases that are highly unusual |
| Identifying images | Avoid posting full facial images or identifying features without a signed waiver |
| Age | Do not use exact age |
| Geography | Avoid specifying geography smaller than a state |
| Anatomic site/patient history | Modify clinical history |

Based on Crane et al. (2016). AMA journal of ethics



ANA2021 **VIRTUAL MEETING**
OCTOBER 17–19, 2021

146th Annual Meeting of the American Neurological Association
— **OPENING SYMPOSIUM** OCTOBER 16, 2021 —





References

1. Breu AC. Why is a cow? Curiosity, tweetorials, and the return to why. *N Engl J Med* 2019 Sep 19;381(12):1097-1098
2. Breu AC. From tweetstorm to tweetorials: Threaded tweets as a tool for medical education and knowledge dissemination. *Semin Nephrol* 2020 May;40(3):273-278.
3. Chary MA, Chai PR. Tweetchats, disseminating information, and sparking further scientific discussion with social media. *J Med Toxicol* 2020 Apr;16(2):109-111
4. Crane, Genevieve & Gardner, Jerad. (2016). Pathology Image-Sharing on Social Media: Recommendations for Protecting Privacy While Motivating Education. *AMA journal of ethics*. 18. 817-825. 10.1001/journalofethics.2016.18.8.stas1-1608.
5. Kaufman DM. Applying educational theory in practice. *BMJ*. 2003;326:213–216
6. Knowles, M., Swanson, R. A., & Holton, E. F. (2011). *The Adult Learner, Seventh Edition: The definitive classic in adult education and human resource development (7th ed.)*. Burlington, MA: Elsevier.
7. Mishra B, Saini M, Doherty CM, Pitceathly RDS, Rajan R, Siddiqi OK, Ramdharry G, Asranna A, Tomaselli PJ, Kermode AG, Bajwa JA, Garg D, Vishnu VY. Use of Twitter in Neurology: Boon or Bane? *J Med Internet Res* 2021;23(5):e25229
8. Pappas, C. 2014. 9 Tips To Apply Adult Learning Theory to eLearning. <https://elearningindustry.com/9-tips-apply-adult-learning-theory-to-elearning>

